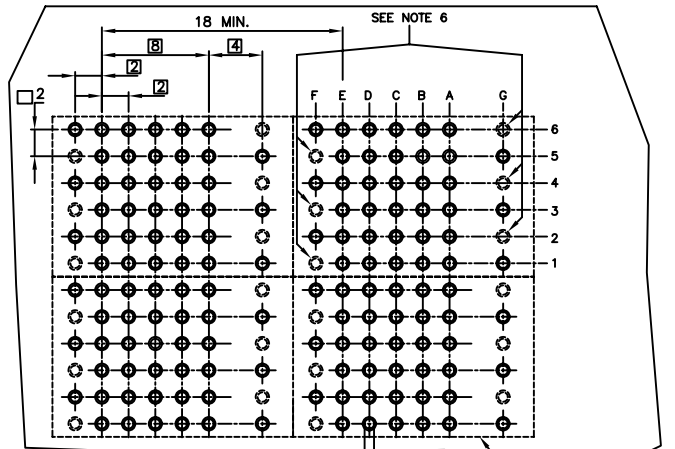
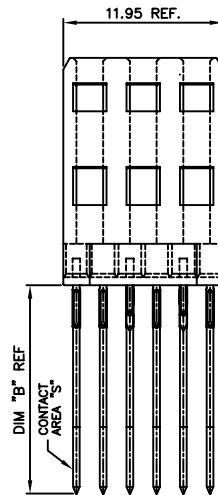
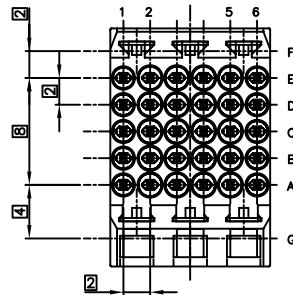
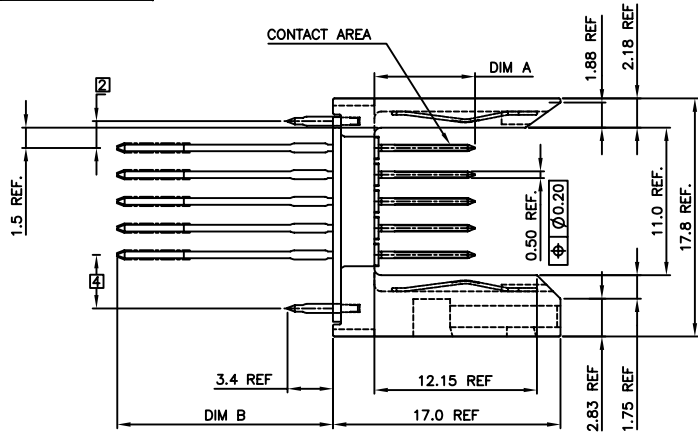


PRODUCT NUMBER SEE SHEET 2 OR 3



REQUIRED PC BOARD LAYOUT  
COMPONENT SIDE  
SEE PRINT 58351 FOR  
ADDITIONAL PCB INFORMATION

NOTES:

- 1 FOR DIM "A", AND "B" SEE SHEET 2
- 2 BODY MAT'L: ZINC ALLOY
- 3 PIN MAT'L: PHOSPHOR BRONZE.
- 4 CONTACT AREA "S" ONLY FOR REAR PLUG-UP.
- 5 PLATING ON PRESS-FIT TAIL: 72031-XYX IS SnPb  
72031-XYLF IS Sn (LEAD FREE)  
PLATING ON CONTACT AREA CONFORMS TO PERFORMANCE LEVEL SHOWN IN TABLE.
- 6 THESE HOLES ARE NEEDED WHEN USING AN EE SHROUD, i.e., 70438-111 OR 72033-001.
- 7 GROUND PINS IN POSITIONS F2, F4, F6, G1, G3, AND G5.
- 8 DIM A & B AFTER ASSEMBLY TO BOARD.
- 9 FOR SELECT LOAD P/N'S SEE SHEET 3.
- 10 THE PRODUCTS WHERE THE PART NUMBER ENDS IN 'LF' MEET THE EUROPEAN UNION DIRECTIVES AND OTHER COUNTRY REGULATIONS AS DESCRIBED IN GS-22-008.  
ALL PRODUCTS WILL WITHSTAND EXPOSURE TO 260°C FOR 60 SECONDS IN A CONVECTION, INFRA-RED OR VAPOR PHASE REFLOW OVEN.
- 11 FOR LEAD FREE PART NUMBERS, ADD AN 'LF' SUFFIX.  
EXAMPLE: 72031-111LF

PLATING IN CONTACT AREA	
DASH NUMBER	PERFORMANCE LEVEL
-1YY	TELCORDIA CO
-2YY	TELECOM CLASS
-3YY	IEC CLASS 1
-5YY	TELCORDIA UE
-9YY	0.76?m GXT
-1YYLF	TELCORDIA CO
-2YYLF	TELECOM CLASS
-3YYLF	IEC CLASS 1
-5YYLF	TELCORDIA UE
-9YYLF	0.76?m GXT

SEE NOTES 10 & 11

mat'l. code		surface ASME Y14.5		tolerance ASME Y14.5		projection		product family	
ltr	ecn no	dr	date	tolerances unless otherwise specified		MM		METRAL(tm)	
F	V11860	CGD	2001-07-12	angles	X*3	MM		title	
G	V20342	CGD	2002-02-18		XX*13	1:1		5 ROW SHIELDED P.F. CABLE HDR W/GND PINS	
H	V05-0574	TAB	2005-07-27	0'±2'	XXX*051	scale 1:1		dwg no	
J	V06-0606	JRV	2006-06-21	dr	S. ROYER	1997-01-27		sheet 1 of 3	
				engr	R. DOUTRICH	1997-01-27		72031	
				chr	R. DOUTRICH	1997-01-27		A4	
				appd	R. DOUTRICH	1997-01-27		type	
sheet	revision	J	J	J				CUSTOMER Drawing	
index	sheet	1	2	3					



PRODUCT NUMBER	ROW	DIM"A"	DIM"B"
72031-X11 SEE NOTE 11 FOR LEAD FREE OPTION	E	6.5	4.3
	D	6.5	4.3
	C	6.5	4.3
	B	6.5	4.3
72031-X13 SEE NOTE 11 FOR LEAD FREE OPTION	A	6.5	4.3
	E	5.75	4.3
	D	5.0	4.3
	C	5.75	4.3
72031-X14 SEE NOTE 11 FOR LEAD FREE OPTION	B	5.75	4.3
	A	5.75	4.3
	E	5.75	4.3
	D	5.75	4.3
72031-X16 SEE NOTE 11 FOR LEAD FREE OPTION	C	5.75	4.3
	B	5.75	4.3
	A	5.75	4.3
	E	5.0	4.3
72031-X18 SEE NOTE 11 FOR LEAD FREE OPTION	D	5.0	4.3
	C	5.0	4.3
	B	5.0	4.3
	A	5.0	4.3
72031-X19 SEE NOTE 11 FOR LEAD FREE OPTION	E	6.5	4.3
	D	6.5	4.3
	C	-	-
	B	6.5	4.3
A	6.5	4.3	

NO REAR  
PLUG-UP

PRODUCT NUMBER	ROW	DIM"A"	DIM"B"
72031-X21 SEE NOTE 11 FOR LEAD FREE OPTION	E	6.5	13.6
	D	6.5	13.6
	C	6.5	13.6
	B	6.5	13.6
72031-X23 SEE NOTE 11 FOR LEAD FREE OPTION	A	6.5	13.6
	E	5.75	13.6
	D	5.0	13.6
	C	5.75	13.6
72031-X24 SEE NOTE 11 FOR LEAD FREE OPTION	B	5.75	13.6
	A	5.75	13.6
	E	5.75	13.6
	D	5.75	13.6
72031-X26 SEE NOTE 11 FOR LEAD FREE OPTION	C	5.75	13.6
	B	5.75	13.6
	A	5.75	13.6
	E	5.0	13.6
72031-X28 SEE NOTE 11 FOR LEAD FREE OPTION	D	5.0	13.6
	C	5.0	13.6
	B	5.0	13.6
	A	5.0	13.6
72031-X29 SEE NOTE 11 FOR LEAD FREE OPTION	E	6.5	13.6
	D	6.5	13.6
	C	-	-
	B	6.5	13.6
A	6.5	13.6	

REAR PLUG-UP  
OR WIRE WRAP

KEY	
-	DENOTES EMPTY ROW

mat'l. code		surface ASME Y14.5		tolerance ASME Y14.5		projection 		product family METRAL(tm)	
ltr	ecn no	dr	date	tolerances unless otherwise specified				title 5 ROW SHIELDED P.F. CABLE HDR W/GND PINS	
J				angles	X*3	scale 1:1		dwg no	
				0'±2'	XX*13			sheet 2 of 3	
				lines	XXX*051			size A4	
				dr	S. ROYER	1997-01-27		FCI	
				engr	R. DOUTRICH	1997-01-27		72031	
				chr	R. DOUTRICH	1997-01-27		type CUSTOMER Drawing	
				appd	R. DOUTRICH	1997-01-27			
sheet index	revision sheet								

SELECT LOAD PART NUMBERS

PART NUMBER	CONFIGURATION					
	1	2	3	4	5	6
72031-X98 SEE NOTE 11 FOR LEAD FREE OPTION	E	05	-	05	-	05
	D	-	05	-	05	-
	C	05	-	05	-	05
	B	-	05	-	05	-
	A	05	-	05	-	05

PART NUMBER	CONFIGURATION					
	1	2	3	4	5	6
72031-X99 SEE NOTE 11 FOR LEAD FREE OPTION	E	-	02	-	02	-
	D	02	-	02	-	02
	C	-	02	-	02	-
	B	02	-	02	-	02
	A	-	02	-	02	-

KEY		
CODE	DIMENSIONS	
	DIM "A"	DIM "B"
01	5.00	4.30
02	5.75	4.30
03	6.50	4.30
04	7.25	4.30
05	5.00	13.60
19	8.00	4.30
-	OMITTED	

mat'l. code		surface ASME Y14.5		tolerance ASME Y14.5		projection 		product family METRAL(tm)	
ltr	ecn no	dr	date	tolerances unless otherwise specified				title 5 ROW SHIELDED P.F. CABLE HDR W/GND PINS	
J				angles	XX*3	MM		dwg no	
				0'±2'	XX*1B	scale 1:1		sheet 3 of 3	
				dr	S. ROYER	1997-01-27		size	
				engr	R. DOUTRICH	1997-01-27		A4	
				chr	R. DOUTRICH	1997-01-27		type	
				appd	R. DOUTRICH	1997-01-27		CUSTOMER Drawing	
sheet index	revision sheet								